



Application for a Permit to Construct or Demolish

Applicant's Checklist

- Complete Application
- Deed of Land (Registered Plan may be requested)
- Floor Plan (including basement area) for each Permit Application Submitted
- Applicable Fees (Refer to our Fee Schedule on our [website](#))
 - Pay by cheque to :
South Nation Conservation
38 Victoria Street,
Finch, ON K0C 1K0

OR
 - Call us at 613.984.2948, to pay by credit card
(2.4% service fee applies)
- Verify with your local municipality or Conservation Authority in your area if your property is within a regulated area
- SNC Source Water Protection Review (if applicable)

Missing information or incomplete documents may delay the approval process.

Please send this application form to septic@nation.on.ca.



Application for a Permit to Construct or Demolish

This form is authorized under subsection 8(1.1) of the Building Code Act

For use by Principal Authority			
Permit Number: _____		Date Received : _____	
Roll Number: _____			
Application submitted to : _____ SOUTH NATION CONSERVATION _____			
A. Project Information			
Building number, street name		Unit number	Lot / concession
Municipality	Postal code	Plan Number / other description	
Project estimated value \$		Area of work (m ²)	
B. Purpose of application			
<input type="checkbox"/> New Construction <input type="checkbox"/> Addition to an existing building <input type="checkbox"/> Alteration/repair <input type="checkbox"/> Demolition/Decommission <input type="checkbox"/> Conditional Permis			
Proposed use of building		Current use of building	
Description of proposed work			
C. Applicant			
Applicant is : <input type="checkbox"/> Owner, or <input type="checkbox"/> Authorizes agent of owner			
Last Name	First Name	Corporation or partnership	
Street Address		Unit number	Lot / concession
Municipality	Postal code	Province	E-mail
Telephone number ()	Fax ()	Cell number ()	
D. Owner (if different from applicant)			
Last Name	First Name	Corporation or partnership	
Street Address		Unit number	Lot / concession
Municipality	Postal code	Province	Municipality
Telephone number ()	Fax ()	Cell number ()	



E. Builder (optional)				
Last Name	First Name	Corporation or partnership		
Street Address			Unit number	Lot / concession
Municipality	Postal code	Province	Municipality	
Telephone number ()	Fax ()	Cell number ()		
F. Tarion Warranty Corporation (Ontario New Home Warranty Program)				
i. Is proposed construction for a new home as defined in <i>the Ontario New Home Warranties Plan Act?</i> If no, go to section G.			<input type="checkbox"/> Yes	<input type="checkbox"/> No
ii. Is registration required under the <i>Ontario New Home Warranties Plan Act?</i>			<input type="checkbox"/> Yes	<input type="checkbox"/> No
iii. If yes to (ii) provide registration number(s) : _____				
G. Required Schedules				
i. Attached Schedule 1 for each individual who reviews and takes responsibility for design activities.				
ii. Attach Schedule 2 where application is to construct on-site, install or repair a sewage system.				
H. Completeness and compliance with applicable law				
i. This application meets all the requirements of clauses 1.3.1.3 (5) (a) to (d) of Division C of the Building Code (the application is made in the correct form and by the owner or authorized agent, all applicable fields have been completed on the application and required schedules, and all required schedules are submitted). Payment has been made of all fees that are required, under the applicable by-law, resolution or regulation made under clause 7(1)(c) of the <i>Building Code Act, 1992</i> , to be paid when the application is made.			<input type="checkbox"/> Yes	<input type="checkbox"/> No
			<input type="checkbox"/> Yes	<input type="checkbox"/> No
ii. This application is accompanied by the plans and specifications prescribed by the applicable by-law, resolution or regulation made under clause 7(1)(b) of the <i>Building Code Act, 1992</i> .			<input type="checkbox"/> Yes	<input type="checkbox"/> No
iii. This application is accompanied by the information and documents prescribed by the applicable by-law, resolution or regulation made under clause 7(1)(b) of the <i>Building Code Act, 1992</i> which enable the chief building official to determine whether the proposed building, construction or demolition will contravene any applicable law			<input type="checkbox"/> Yes	<input type="checkbox"/> No
iv. The proposed building, construction or demolition will not contravene any applicable law.			<input type="checkbox"/> Yes	<input type="checkbox"/> No
I. Declaration of applicant				
I _____ declare that: (print name)				
The information contained in this application, attached schedules, attached plans and specifications, and other attached documentation is true to the best of my knowledge.				
If the owner is a corporation or partnership, I have the authority to bind the corporation or partnership.				
_____		_____		
Date		Signature of applicant		



Schedule 1: Designer Information

Use one form for each individual who reviews and takes responsibility for design activities with respect to the projects.

A. Project Information			
Building number, street name		Unit no.	Lot / concession
Municipality	Postal code	Plan number / other description	
B. Individual who reviews and takes responsibility for design activities			
Name		Firm	
Street Address		Unit no.	Lot / concession
Municipality	Postal code	Province	E-mail
Telephone number ()	Fax ()	Cell number ()	
C. Design activities undertaken by individual identified in Section B. [Building Code Table 3.5.2.1 of Division C]			
<input type="checkbox"/> House	<input type="checkbox"/> HVAC – House	<input type="checkbox"/> Building Structural	
<input type="checkbox"/> Small Buildings	<input type="checkbox"/> Building Services	<input type="checkbox"/> Plumbing – House	
<input type="checkbox"/> Large Buildings	<input type="checkbox"/> Detection, Lighting and Power	<input type="checkbox"/> Plumbing – All Buildings	
<input type="checkbox"/> Complex Buildings	<input type="checkbox"/> Fire Protection	<input type="checkbox"/> On-site Sewage Systems	
Description of designer's work			
D. Declaration of Designer			
I _____ declare that (choose one as appropriate) : (print name)			
<input type="checkbox"/> I review and take responsibility for the design work on behalf of a firm registered under subsection 3.2.4. of Division C, of the Building Code. I am qualified, and the firm is registered, in the appropriate classes / categories.			
Individual BCIN : _____ Firm BCIN : _____			
<input type="checkbox"/> I review and take responsibility for the design and am qualified in the appropriate category as an "other designer" under subsection 3.2.5. of Division C, of the Building Code.			
Individual BCIN : _____ Basis for exemption from registration: _____			
<input type="checkbox"/> The design work is exempt from the registration and qualification requirements of the Building Code.			
Basis for exemption from registration: _____			
I certify that:			
1. The information contained in this schedule is true to the best of my knowledge.			
2. I have submitted this application with the knowledge and consent of the form.			
_____		_____	
Date		Signature of Designer	
NOTE: "individual" means the "person" referred to in Clause 3.2.4.7(1) (c) of Division C, Article 3.2.5.1. of Division C, and all other persons who are exempt from qualification under Subsections 3.2.4. and 3.2.5. of Division C. Schedule 1 is also not required to be completed by a holder of a license to practise, a limited license to practise, or a certificate of authorization, issued by the Association of Professional Engineers of Ontario. Copies of the certificate must be submitted			



Schedule 2 : Sewage System Installer Information

Utiliser un formulaire pour chaque personne qui passe en revue les activités de conception liées avec le projet et en assume la responsabilité.

A. Project Information			
Building number, street name		Unit no.	Lot / concession
Municipality	Postal code	Plan number / other description	
B. Sewage System Installer			
Is the installer of the sewage system engaged in the business of construction on-site, installing, repairing, servicing, cleaning, or emptying sewage systems, in accordance with Building Code Article 3.3.1.1, Division C?			
<input type="checkbox"/> Yes (Continue to Section C)		<input type="checkbox"/> No (Continue to Section E)	<input type="checkbox"/> Installer unknown at the time of application (Continue to Section E)
C. Registered installer information (where answer to B is 'Yes')			
Name		BCIN	
Street Address		Unit no.	Lot / concession
Postal code	Province	E-mail	Postal code
Fax ()	Cell number ()		
D. Qualified supervisor information (where answer to B is 'Yes')			
Name of qualified supervisor(s)		Building Code Identification Number (BCIN)	
E. Declaration of Applicant :			
I _____ declare that: (print name)			
<input type="checkbox"/> I am the applicant for the permit to construct the sewage system. If the installer is unknown at the time of application, I shall submit a new schedule 2 prior to the construction when the installer is known;			
OR			
<input type="checkbox"/> I am holder of the permit to construct the sewage system, and am submitting a new Schedule 2, now that the installer is known.			
I certify that:			
1. The information contained in this schedule is true to the best of my knowledge .			
2. If the owner is corporation or partnership, I have the authority to bind the corporation or partnership.			
_____		_____	
Date		Signature of applicant	

Personal information contained in this form and schedules is collected under the authority of subsection 8(1.1) of the Building Code Act, 1992, and will be used in the administration and enforcement of the Building Code Act, 1992. Questions about the collection of personal information may be addressed to: a) the Chief Building Official of the municipality or upper-tier municipality to which this application is being made, or, b) the inspector having the powers and duties of a chief building official in relation to sewage systems or plumbing for an upper-tier municipality, board of health or conservation authority to whom this application is made, or, c) Director, Building and Development Branch, Ministry of Municipal Affairs and Housing 777 Bay St., 2nd Floor. Toronto, M5G 2E5 (416) 585-6666.



Schedule 3: Applicant Information

- 1) Application form, Schedules 1, 2, 3, 4, 5, 6, 7, 8 (if applicable) & one of Schedule 9-15 (whichever is applicable) must be submitted.
- 2) Application fees:
Please refer to the SNC Fee Schedule available online:
<https://www.nation.on.ca/development/find-form>
- 3) Class 4 fees will not include the excavation inspection, this inspection will be considered as an additional to allow the homeowner the option of obtaining a certified engineer or SNC to conduct the excavation inspection. The certified engineer must provide SNC with an inspection report that will be part of the permit process and approval. Please refer to fee schedule for additional Inspections.
- 4) No application will be processed if a copy of the Transfer/Deed of Land or a municipal tax receipt and architectural drawing for the property in question are not enclosed.
- 5) Any changes subsequent to the original application will require a Certificate of Change and corresponding fees be paid - Section 8.(12)(13)(14) of the Building Code Act.
- 6) Contact the applicable CA Planning and Engineering department or Township Office if the said property is located in proximity of a waterway, in a zone subject to landslides or unstable slopes. A development permit may be required from the authority - Section 8.(2)(a) of the Building Code Act.
- 7) SNC strongly recommends that fencing or equivalent protection encircle any test pit or any septic/holding tank excavation until placement of backfill material, and that tank access lids always be maintained in place. SNC and its agent will not assume any responsibility for negligence relating to these safety measures.
- 8) The operator/owner of the sewage system shall keep it maintained at all times so that its construction remains in accordance with the requirements of the Ontario Building Code. Vehicular traffic (including snowmobiles and ATVs) must not be allowed over the leaching bed. Do not allow roof drains to discharge to the treatment unit or surface waters to drain towards the area of the leaching bed - Section 8.9.3.2.(1)(2) of the Ontario Building Code.
- 9) The sewage system permit will be cancelled after twelve (12) months of the date of issuance of the said permit – Section 8.(10) (b) (c) of the Building Code Act.
- 10) Tile drainage within 8 meters of the leaching bed must be removed or the lines broken so as to prevent the entry of sewage effluent into the drains. Table 8.2.1.6. B and Section 8.2.1.6.(2) of the Ontario Building Code.
- 11) We recommend that the following trees be kept at a distance of 5 meters for hard maple, elm, ash and evergreen and a distance of 8 meters for silver maple, soft maple, willow family, poplar or any large trees. We may require a letter from the applicant accepting responsibility for any damages caused to or by any trees - Section 8.9.3.2.(2) of the Ontario Building Code.
- 12) The building shall be located and the building site graded so that water will not accumulate at or near the building and will not adversely affect any adjacent properties - Section 3.1.17.1.(1) of the Ontario Building Code.
- 13) Where piping may be exposed to freezing conditions, it shall be protected from frost (see Appendix A), Section 7.3.5.5.(1) of the Ontario Building Code.

Signature of Owner

Date

Signature of agent (if applicable)

Date



Schedule 4: Soil and Water Table Information

(Minimum depth of test pit : 2 metres)

Name of applicant/agent : _____		Inspector : _____																																													
Date : _____ Time : _____		Date : _____ Time : _____																																													
Applicant/agent's signature: _____		Inspector's signature : _____																																													
<table style="width: 100%; border-collapse: collapse;"> <thead> <tr> <th style="width: 15%;"></th> <th style="width: 35%; text-align: center;">EG (...)</th> <th style="width: 35%; text-align: center;">Soil description</th> <th style="width: 15%; text-align: center;">T</th> </tr> </thead> <tbody> <tr> <td style="text-align: center;">0.5 m</td> <td style="border-left: 1px solid black; border-right: 1px solid black; height: 40px;"></td> <td style="border-left: 1px solid black; border-right: 1px solid black; height: 40px;"></td> <td rowspan="6" style="border-left: 1px solid black; border-right: 1px solid black;"></td> </tr> <tr> <td style="text-align: center;">1.0 m</td> <td style="border-left: 1px solid black; border-right: 1px solid black; height: 40px;"></td> <td style="border-left: 1px solid black; border-right: 1px solid black; height: 40px;"></td> </tr> <tr> <td style="text-align: center;">1.5 m</td> <td style="border-left: 1px solid black; border-right: 1px solid black; height: 40px;"></td> <td style="border-left: 1px solid black; border-right: 1px solid black; height: 40px;"></td> </tr> <tr> <td style="text-align: center;">2.0 m</td> <td style="border-left: 1px solid black; border-right: 1px solid black; height: 40px;"></td> <td style="border-left: 1px solid black; border-right: 1px solid black; height: 40px;"></td> </tr> <tr> <td></td> <td style="border-left: 1px solid black; border-right: 1px solid black; height: 40px;"></td> <td style="border-left: 1px solid black; border-right: 1px solid black; height: 40px;"></td> </tr> <tr> <td></td> <td style="border-left: 1px solid black; border-right: 1px solid black; height: 40px;"></td> <td style="border-left: 1px solid black; border-right: 1px solid black; height: 40px;"></td> </tr> </tbody> </table>		EG (...)	Soil description	T	0.5 m				1.0 m			1.5 m			2.0 m									<table style="width: 100%; border-collapse: collapse;"> <thead> <tr> <th style="width: 15%;"></th> <th style="width: 35%; text-align: center;">EG (...)</th> <th style="width: 35%; text-align: center;">Soil description</th> <th style="width: 15%; text-align: center;">T</th> </tr> </thead> <tbody> <tr> <td style="text-align: center;">0.5 m</td> <td style="border-left: 1px solid black; border-right: 1px solid black; height: 40px;"></td> <td style="border-left: 1px solid black; border-right: 1px solid black; height: 40px;"></td> <td rowspan="6" style="border-left: 1px solid black; border-right: 1px solid black;"></td> </tr> <tr> <td style="text-align: center;">1.0 m</td> <td style="border-left: 1px solid black; border-right: 1px solid black; height: 40px;"></td> <td style="border-left: 1px solid black; border-right: 1px solid black; height: 40px;"></td> </tr> <tr> <td style="text-align: center;">1.5 m</td> <td style="border-left: 1px solid black; border-right: 1px solid black; height: 40px;"></td> <td style="border-left: 1px solid black; border-right: 1px solid black; height: 40px;"></td> </tr> <tr> <td style="text-align: center;">2.0 m</td> <td style="border-left: 1px solid black; border-right: 1px solid black; height: 40px;"></td> <td style="border-left: 1px solid black; border-right: 1px solid black; height: 40px;"></td> </tr> <tr> <td></td> <td style="border-left: 1px solid black; border-right: 1px solid black; height: 40px;"></td> <td style="border-left: 1px solid black; border-right: 1px solid black; height: 40px;"></td> </tr> <tr> <td></td> <td style="border-left: 1px solid black; border-right: 1px solid black; height: 40px;"></td> <td style="border-left: 1px solid black; border-right: 1px solid black; height: 40px;"></td> </tr> </tbody> </table>		EG (...)	Soil description	T	0.5 m				1.0 m			1.5 m			2.0 m								
	EG (...)	Soil description	T																																												
0.5 m																																															
1.0 m																																															
1.5 m																																															
2.0 m																																															
	EG (...)	Soil description	T																																												
0.5 m																																															
1.0 m																																															
1.5 m																																															
2.0 m																																															
<table style="width: 100%; border-collapse: collapse;"> <thead> <tr> <th style="width: 15%;"></th> <th style="width: 35%; text-align: center;">EG (...)</th> <th style="width: 35%; text-align: center;">Soil description</th> <th style="width: 15%; text-align: center;">T</th> </tr> </thead> <tbody> <tr> <td style="text-align: center;">0.5 m</td> <td style="border-left: 1px solid black; border-right: 1px solid black; height: 40px;"></td> <td style="border-left: 1px solid black; border-right: 1px solid black; height: 40px;"></td> <td rowspan="6" style="border-left: 1px solid black; border-right: 1px solid black;"></td> </tr> <tr> <td style="text-align: center;">1.0 m</td> <td style="border-left: 1px solid black; border-right: 1px solid black; height: 40px;"></td> <td style="border-left: 1px solid black; border-right: 1px solid black; height: 40px;"></td> </tr> <tr> <td style="text-align: center;">1.5 m</td> <td style="border-left: 1px solid black; border-right: 1px solid black; height: 40px;"></td> <td style="border-left: 1px solid black; border-right: 1px solid black; height: 40px;"></td> </tr> <tr> <td style="text-align: center;">2.0 m</td> <td style="border-left: 1px solid black; border-right: 1px solid black; height: 40px;"></td> <td style="border-left: 1px solid black; border-right: 1px solid black; height: 40px;"></td> </tr> <tr> <td></td> <td style="border-left: 1px solid black; border-right: 1px solid black; height: 40px;"></td> <td style="border-left: 1px solid black; border-right: 1px solid black; height: 40px;"></td> </tr> <tr> <td></td> <td style="border-left: 1px solid black; border-right: 1px solid black; height: 40px;"></td> <td style="border-left: 1px solid black; border-right: 1px solid black; height: 40px;"></td> </tr> </tbody> </table>		EG (...)	Soil description	T	0.5 m				1.0 m			1.5 m			2.0 m									<table style="width: 100%; border-collapse: collapse;"> <thead> <tr> <th style="width: 15%;"></th> <th style="width: 35%; text-align: center;">EG (...)</th> <th style="width: 35%; text-align: center;">Soil description</th> <th style="width: 15%; text-align: center;">T</th> </tr> </thead> <tbody> <tr> <td style="text-align: center;">0.5 m</td> <td style="border-left: 1px solid black; border-right: 1px solid black; height: 40px;"></td> <td style="border-left: 1px solid black; border-right: 1px solid black; height: 40px;"></td> <td rowspan="6" style="border-left: 1px solid black; border-right: 1px solid black;"></td> </tr> <tr> <td style="text-align: center;">1.0 m</td> <td style="border-left: 1px solid black; border-right: 1px solid black; height: 40px;"></td> <td style="border-left: 1px solid black; border-right: 1px solid black; height: 40px;"></td> </tr> <tr> <td style="text-align: center;">1.5 m</td> <td style="border-left: 1px solid black; border-right: 1px solid black; height: 40px;"></td> <td style="border-left: 1px solid black; border-right: 1px solid black; height: 40px;"></td> </tr> <tr> <td style="text-align: center;">2.0 m</td> <td style="border-left: 1px solid black; border-right: 1px solid black; height: 40px;"></td> <td style="border-left: 1px solid black; border-right: 1px solid black; height: 40px;"></td> </tr> <tr> <td></td> <td style="border-left: 1px solid black; border-right: 1px solid black; height: 40px;"></td> <td style="border-left: 1px solid black; border-right: 1px solid black; height: 40px;"></td> </tr> <tr> <td></td> <td style="border-left: 1px solid black; border-right: 1px solid black; height: 40px;"></td> <td style="border-left: 1px solid black; border-right: 1px solid black; height: 40px;"></td> </tr> </tbody> </table>		EG (...)	Soil description	T	0.5 m				1.0 m			1.5 m			2.0 m								
	EG (...)	Soil description	T																																												
0.5 m																																															
1.0 m																																															
1.5 m																																															
2.0 m																																															
	EG (...)	Soil description	T																																												
0.5 m																																															
1.0 m																																															
1.5 m																																															
2.0 m																																															
<p>LEGEND</p> <table style="width: 100%; border: none;"> <tr> <td style="width: 33%;">BR = Bedrock</td> <td style="width: 33%;">HGWT = High ground water table</td> <td style="width: 33%;">EG = Existing Grade</td> </tr> <tr> <td>GWT = Ground water table</td> <td>M = Metre</td> <td>T = Percolation rate</td> </tr> </table>				BR = Bedrock	HGWT = High ground water table	EG = Existing Grade	GWT = Ground water table	M = Metre	T = Percolation rate																																						
BR = Bedrock	HGWT = High ground water table	EG = Existing Grade																																													
GWT = Ground water table	M = Metre	T = Percolation rate																																													



Schedule 5: Permit Application / Certification of Change

PERMIT APPLICATION

CERTIFICATE OF CHANGE

1) Type of Work Proposed :

- New Installation
 Replacement Leaching Bed
 Replacement Tank Only (must fill out section 5)
 Alteration
 Decommissioning

2) Type of Water Supply (Identify all types)

Check Applicable : P = Proposed or E = Existing

- Drilled Well : P E
 Sandpoint Well : P E
 Dug/Bored : P E
 Municipal : P E
 River Intake : P E
 Other : _____

3) Daily Sewage Design Flow

- Bedrooms _____
 House (floor area) _____ m²
 Persons _____
 Total Fixture Units _____ (Schedule 7)
 Residential Other Occupancies
 Lot Surface Area _____ m²

Total Flow : _____ L/Day

- Detailed flow : _____

4) Type of Treatment Unit (Tank) Proposed Existing

- Volume _____ L
 Manufacturer: _____
 Effluent Filter / Risers
 Tertiary Model: _____
 Design flow up to _____ L/Day

5) Tank Replacement Only (must provide the existing use permit or an evaluation by licensed individual)

- Use Permit or Evaluation : _____ ,
 Size of Existing Tank : _____ L / Pipes : _____ m
 Required as per actual daily/flow : _____ L
 Tank _____ d/f X _____ = _____ L & Pipes _____ d/f X _____ / _____ = _____ L

6) Type of System

- Class 2 – Leaching Pit (greywater only)
 Class 3 – Cesspool (black water only)
 Class 5 – Holding Tank
 Class 4
 Conventional Leaching Bed / Chambers
 Filter Media
 Type B Dispersal Beds
 Shallow Buried Trench
 Type A Dispersal Beds
 Other System : _____
(BMEC Approval)



Schedule 5: Permit Application / Certificate of Change (page 2)

<input type="checkbox"/> Conventional Pipe	<input type="checkbox"/> Interconnected	<u>Calculations L= QT / 200 or L= QT / 300</u>
<input type="checkbox"/> Chambers	Total length : _____ metres	_____
<input type="checkbox"/> EZ Flow	# of runs _____ of _____ metres	_____

<input type="checkbox"/> Filter Media Beds	<u>Calculations A = QT / 850</u>
Stone _____ m X _____ m = _____ m ²	Q / 75 = _____
Pipe _____ @ _____ m = _____ m Spacing _____ m (1.2 max)	Q/ 4 (soils) = _____
Sand _____ m X _____ m = _____ m ²	QT / 850 FM Expanded base = _____
Filter Media _____ m X _____ m = _____ m ³	_____

<input type="checkbox"/> Shallow Buried Trench	<input type="checkbox"/> Pressurized	<input type="checkbox"/> Time Dosed	<u>Calculations Q / 75, 50, or 30</u>
Pipe _____ @ _____ m = _____ m	_____		
Contact _____ m X _____ m = _____ m ² / Spacing _____ m (0.2 min)	_____		

<input type="checkbox"/> Open Bottom	<input type="checkbox"/> Type A	<input type="checkbox"/> Type B	<input type="checkbox"/> Pressurized	<input type="checkbox"/> Time Dosed	<u>Calculations L= QT / 850 or 400 & L= Q / 50 or 75</u>
Stone _____ m X _____ m = _____ m ²	_____				
Pipe _____ @ _____ m = _____ m Spacing _____ m	_____				
Sand _____ m X _____ m = _____ m ² / Sand _____ m X _____ m = _____ m ²	_____				

<input type="checkbox"/> Pump	<input type="checkbox"/> On Demand	<input type="checkbox"/> Time Dosed	
Volume Calculations: _____	Specify discharge rate required: _____ L / 15mins		
Make: _____	Model: _____		
<input type="checkbox"/> Distribution Box	<input type="checkbox"/> Flow Divider	<input type="checkbox"/> Double Header	
Describe: _____			
<input type="checkbox"/> Frost Protection Required	<input type="checkbox"/> Yes	<input type="checkbox"/> No	
If YES, describe: _____			

Loading Rate Calculations
Loading rate: _____ L / m ² / d (Sections 8.7.4.1. and 8.7.3.1. of the Ontario Building Code)
Loading rate / contact area calculations: _____ L/d + _____ L / m ² / d = _____ m ²
Percolation time of native soil: _____ cm / min <input type="checkbox"/> Native Utilize (Required Form: Original Soils Proposal)
Percolation time of imported leaching bed fill: _____ cm / min
Dimension of excavation: _____ m X _____ m = _____ m ² <input type="checkbox"/> and/or refer to drawing for Irregular Dimension



Schedule 6

As-Built – Layout Section (Plan View)

Tank and / or Leaching bed Other: _____

Part 11 applicable (Distances Only)

Vacant land
 Existing structure
 Well Drill Dug

Draw neighbouring Dwelling / well(s)

Draw neighbouring Dwelling / well(s)

Vacant land
 Existing structure
 Well Drilled Dug

Applicable Notes :

- Metal Detection Required
- Existing Tank to be pumped, hauled, or crushed
- Existing Tank to be Evaluated by licensed individual
- If more than one sewage system is located on lot or parcel of land, there shall be no overlap of any part of the systems
- Trees must be 5 metres to leaching bed pipes or Tree Removal & Back Filling Acknowledgement Letter required from property owner
- Contaminated oils are to be removed / scarified bottom.

SEPARATION DISTANCES (METRES)

D1 _____	D4 _____	D7 _____	D10 _____	D13 _____
D2 _____	D5 _____	D8 _____	D11 _____	D14 _____
D3 _____	D6 _____	D9 _____	D12 _____	D15 _____

ELEVATIONS (METRES)

BM _____	X2 _____	X4 _____	X6 _____	X8 _____
X1 _____	X3 _____	X5 _____	X7 _____	

BOTTOM OF PIPES (METRES)

X9 _____	X10 _____	X11 _____	X12 _____
----------	-----------	-----------	-----------

 Signature of Installer or refer to Schedule 2

 Date



Schedule 7: Fixture Unit Count (Ontario Building Code Table 7.4.9.3. and 7.4.10.2.)

	Fixtures	# Existing	+	# Proposed	X	Unit Count	=	Fixture Count
BATHROOM	Three-piece full bathroom							
	Full Bathroom group, any of three :							
	<ul style="list-style-type: none"> • Toilet • Sink • Tub / Tub-shower combo, or • Shower stall 		+		X	6	=	
	Powder rooms or additional fixtures							
	Toilet		+		X	4	=	
	Bathtub with/without overhead shower		+		X	1.5	=	
	Sink		+		X	1.5	=	
Shower stall		+		X	1.5	=		
Bidet		+		X	1	=		
KITCHEN	Dishwasher		+		X	1	=	
	Sink with / without garbage grinder(s) domestic and other small type single, double or 2 single with common trap		+		X	1.5	=	
OTHER	Domestic washing machine		+		X	1.5	=	
	Combination sink and laundry tray single or double (installed on 1 ½ trap)		+		X	1.5	=	
Total :								

Insert the TOTAL in section 3 of Schedule 5 (page 1) of this application

1. Sump pumps and floor drains are not to be connected to the sewage system. Connection of such fixtures to a sewage system may lead to a hydraulic failure of the said system. The above-mentioned fixtures should be discharged separately to an approved Class 2 (leaching pit) sewage system.
2. Where laundry waste is not more than 20% of the total daily design sanitary sewage flow, it may discharge to a sewage system (Part 8, Ontario Building Code, 8.1.3.1(2)).

 Signature Installer or refer to Schedule 2

 Date



Schedule 8: Ontario Building Maintenance and Servicing Requirements

This information sheet is designed to inform the property owner of the Ontario Building Code requirements for maintenance and servicing of the proposed treatment unit indicated on your design that is used in conjunction with the leaching bed constructed as a shallow buried, Type A, Type B dispersal bed and other types of septic system requiring maintenance and servicing under BMEC approval:

Building Code State:

8.9.2.3. Class 4 Sewage Systems

- (1) Every Class 4 *sewage system* shall be operated in accordance with the literature required by Sentence 8.6.2.2.(6).
- (2) No person shall operate a *treatment unit* other than a *septic tank* unless the person has entered into an agreement whereby servicing and maintenance of the *treatment unit* and its related components will be carried out by a person who:
 - (a) possesses a copy of the literature required by Sentence 8.6.2.2.(6), and
 - (b) is authorized by the manufacturer to service and maintain that type of *treatment unit*
- (3) The person authorized by the manufacturer to service and maintain the *treatment unit* and who has entered into the agreement referred to in Sentence (2) with the person operating the *treatment unit* shall notify the *chief building official* if,
 - (a) the agreement is terminated, or
 - (b) access for service and maintenance is denied by the person operating the *treatment unit*.

8.9.2.4. Sampling of Treatment Units

- (1) Every person operating a *treatment unit* that is used in conjunction with a *leaching bed constructed as a shallow buried trench, Type A dispersal bed or Type B dispersal bed* shall,
 - (a) take a grab sample of the *effluent* to determine the level of CBOD₅ and suspended solids in the *effluent*,
 - (b) carry out the sampling required by Clause (1)(a) in accordance with the methods described in the APHA/AWWA/WEF, "Standard Methods for the Examination of Water and Wastewater", and
 - (c) promptly submit the results of the sampling required by Clause (a) to the *chief building official*.
- (2) Except as provided in Sentence (4), the sampling required by Sentence (1) shall be conducted,
 - (a) initially, once during the first 12 months after the *sewage system* was put into use, and
 - (b) thereafter, once during every 12-month period, at least 10 months and not more than 18 months after the previous sampling has been completed.
- (3) The concentration of CBOD₅ and suspended solids in the grab sample described in Sentences (1) and (4) is deemed to comply with the maximum concentration requirements set out in Table 8.6.2.2. when it does not exceed 20 mg/L for each of these parameters.
- (4) If the results of the sampling required by Sentence (1) do not comply with Sentence (3), the person operating the *treatment unit* shall,
 - (a) resample the *effluent* in accordance with Clauses (1)(a) and (b) within 6 months after the previous sampling has been completed, and
 - (b) promptly submit the results of the resampling required by Clause (a) to the *chief building official*.

At any time, the above requirements are not adhered, the sewage system located on your property will not be in conformity with the building code.

Signature of Property Owner

Date



SCHEDULE 9 – TYPICAL DRAWING A
ABSORPTION TRENCH METHOD

PLAN

(N) Direction of Mantle

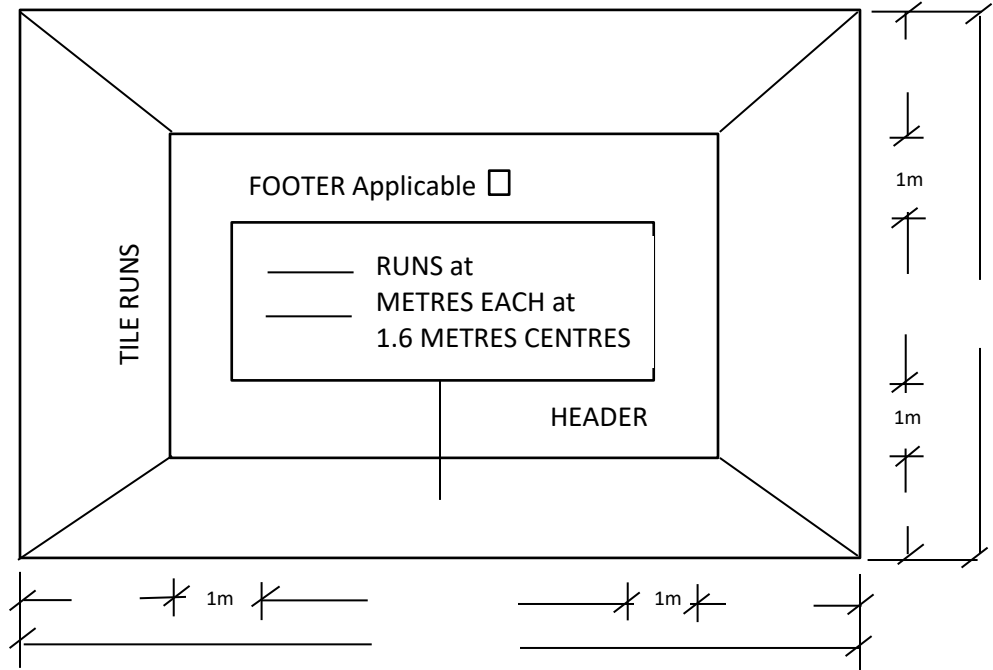
Mantle Required..... Yes
 No

Excavation: Yes
 (Required Every Site)

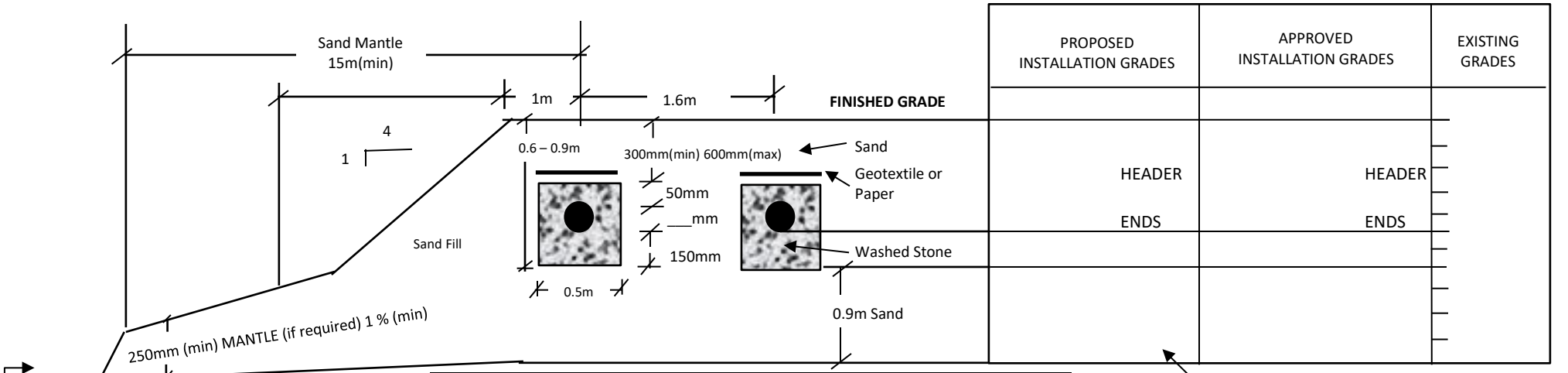
Scarification: Yes
 No

Clay Seal: Yes
 No

Fully Raise:
 Partial Raise:
 In – Ground:



PROFILE NOT TO SCALE



PROPOSED INSTALLATION GRADES	APPROVED INSTALLATION GRADES	EXISTING GRADES
HEADER	HEADER	
ENDS	ENDS	

Grade at toe of mantle / Opening to:

Existing Grade Swale
 Ditch Drain
 Other: _____

WATER TABLE BEDROCK IMPERVIOUS SOIL
 PERVIOUS SOIL

Indicate Applicable Grade: _____

Remove topsoil and raise with native material to approved elevation Applicable N/A



**SCHEDULE 10 – TYPICAL DRAWING B
 FILTER MEDIA METHOD**

PLAN

(N) Direction of Mantle

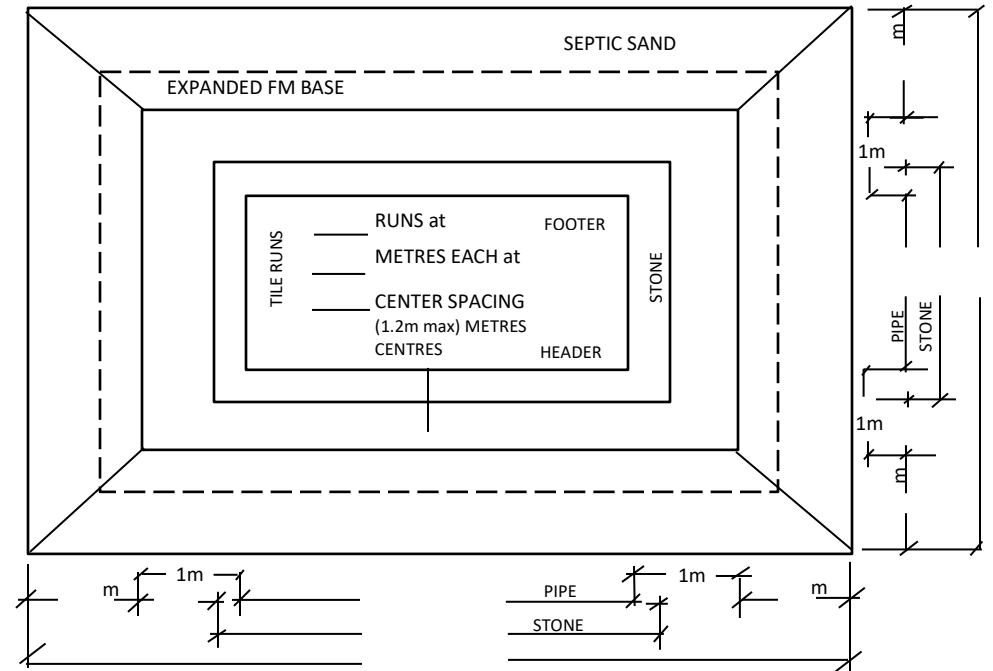
Mantle Required: Yes
 No

Excavation: Yes
 (Required Every Site)

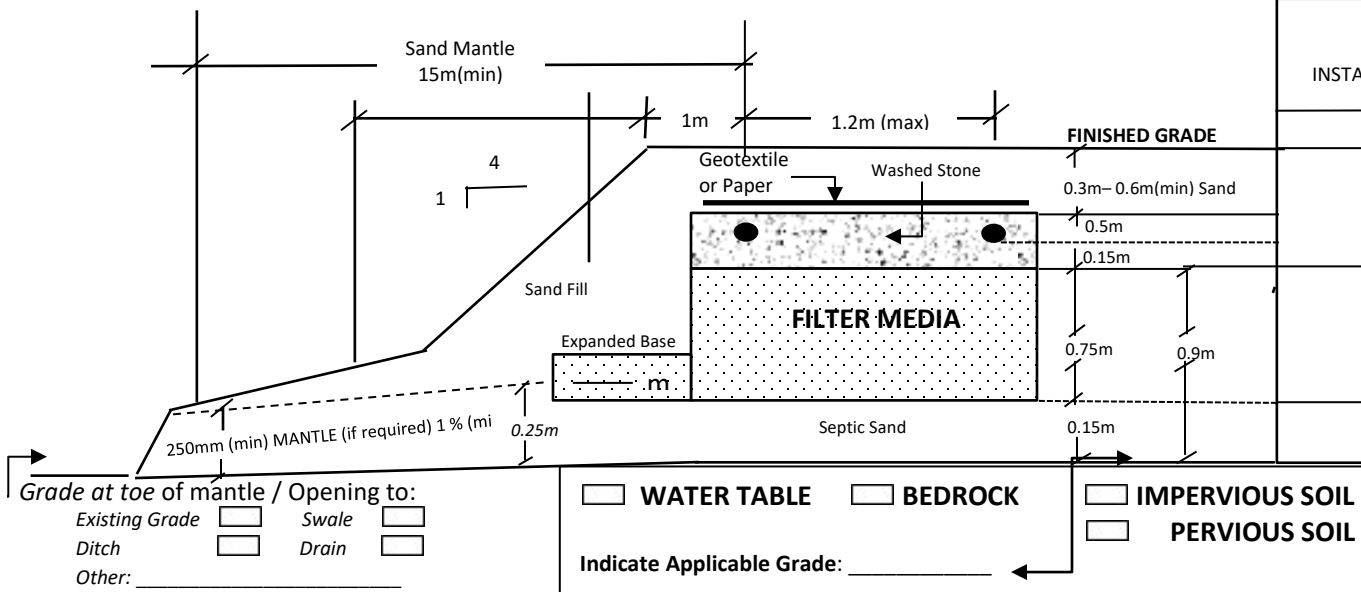
Scarification: Yes
 No

Clay Seal: Yes
 No

Fully Raise:
 Partial Raise:
 In – Ground:



PROFILE NOT TO SCALE



PROPOSED INSTALLATION GRADES	APPROVED INSTALLATION GRADES	EXISTING GRADES
HEADER FOOTER		HEADER FOOTER

Remove topsoil and raise with native material to approved elevation Applicable N/A



SCHEDULE 12 – TYPICAL DRAWING D
ECOFLO BIOFILTER METHOD

PLAN

(N) Direction of Mantle

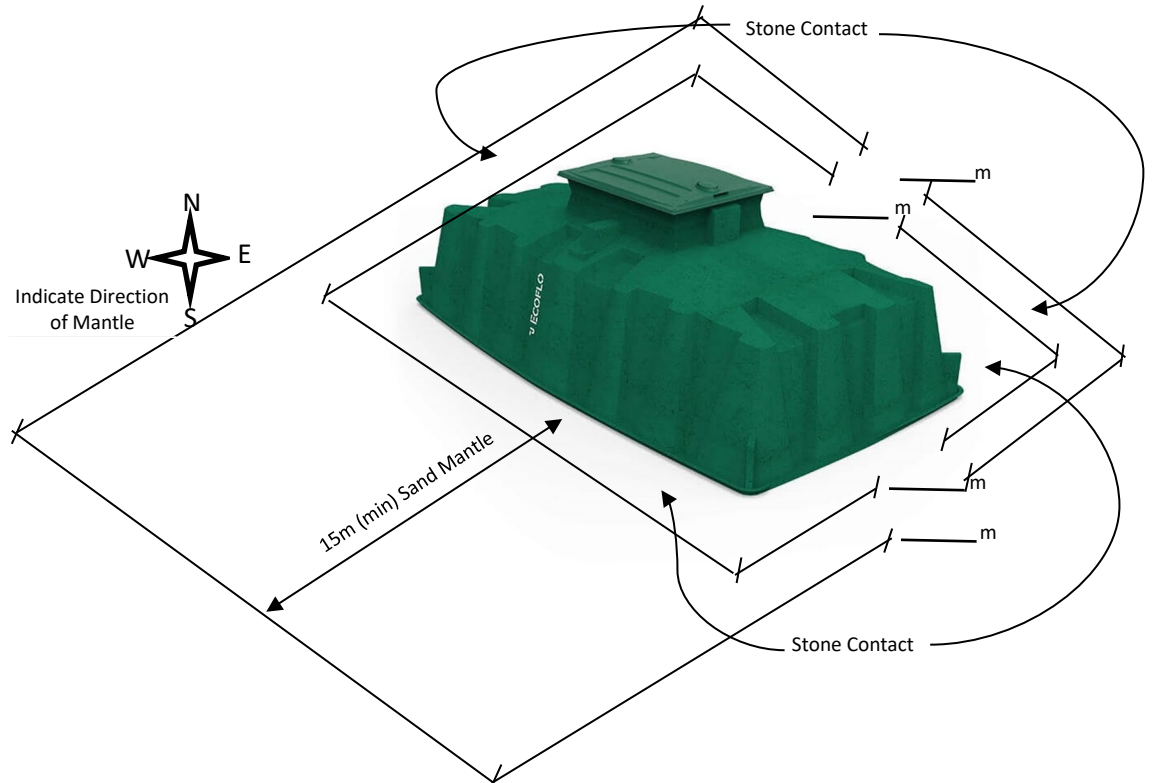
Mantle Required..... Yes
 No

Excavation: Yes
 (Required Every Site)

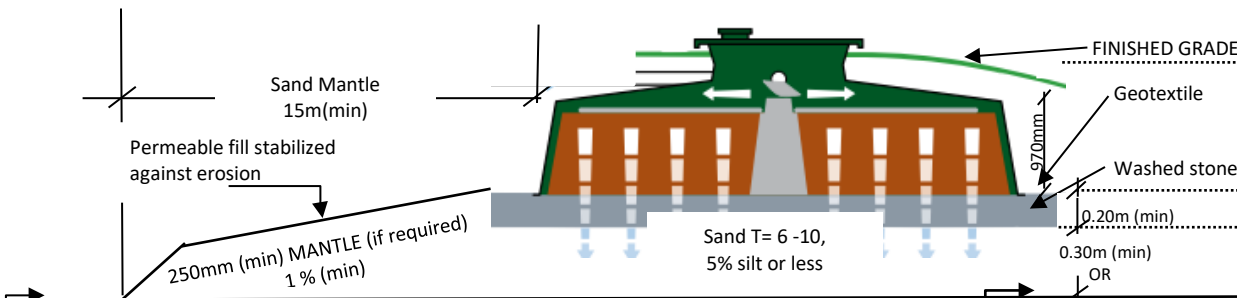
Scarification: Yes
 No

Clay Seal: Yes
 No

Fully Raise:
 Partial Raise:
 In – Ground:



PROFILE NOT TO SCALE



PROPOSED INSTALLATION GRADES	APPROVED INSTALLATION GRADES	EXISTING GRADES

Grade at toe of mantle / Opening to:

Existing Grade Swale
 Ditch Drain
 Other: _____

WATER TABLE BEDROCK IMPERVIOUS SOIL
 PERVIOUS SOIL

Indicate Applicable Grade: _____

Remove topsoil and raise with native material to approved elevation
 Applicable N/A



SCHEDULE 13 – TYPICAL DRAWING E

Dispersal Bed B **Shallow Buried**

PLAN

N Direction of Mantle

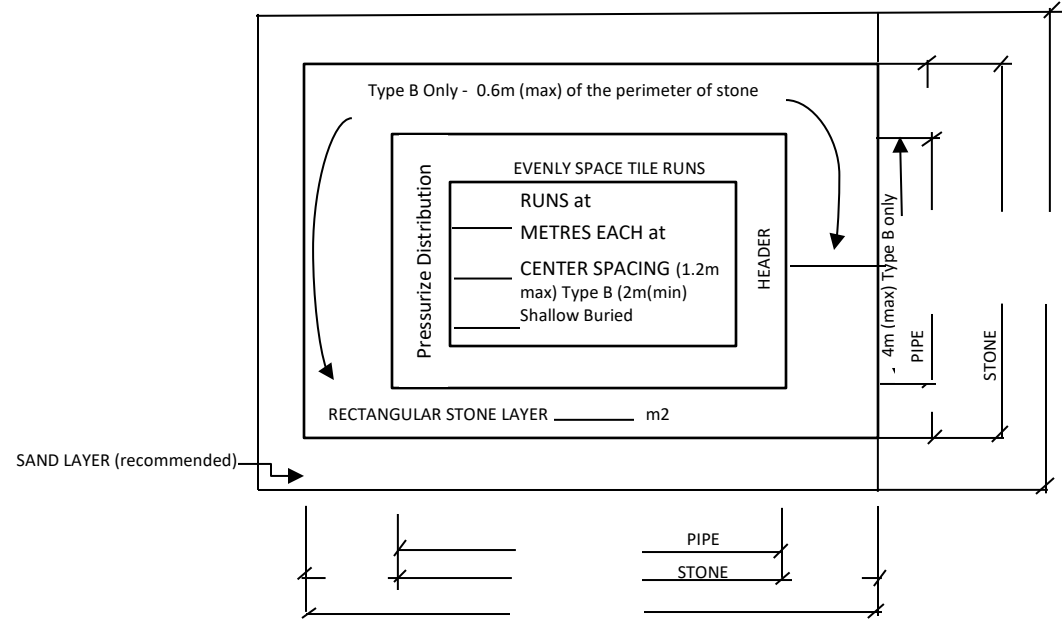
Mantle Required: Yes
 No

Excavation: Yes
 (Required Every Site)

Scarification: Yes
 No

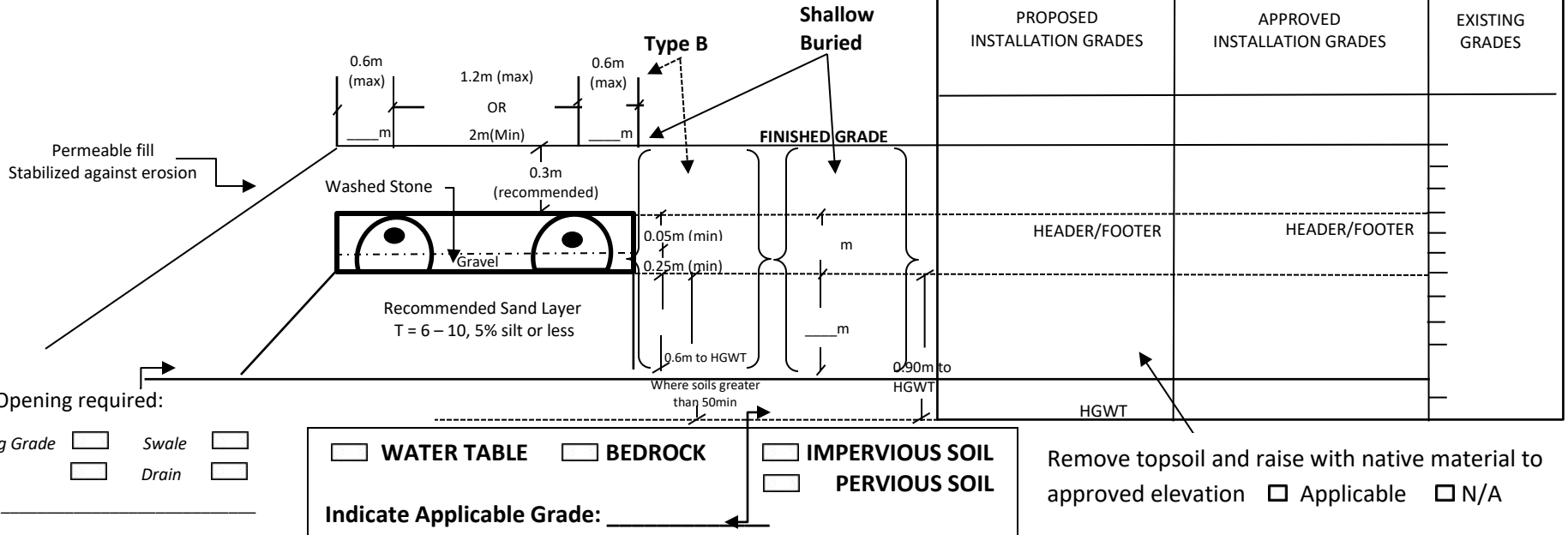
Clay Seal: Yes
 No

Fully Raise:
 Partial Raise:



PROFILE

NOT TO SCALE



SCHEDULE 14 – TYPICAL DRAWING F
Enviro Septic System

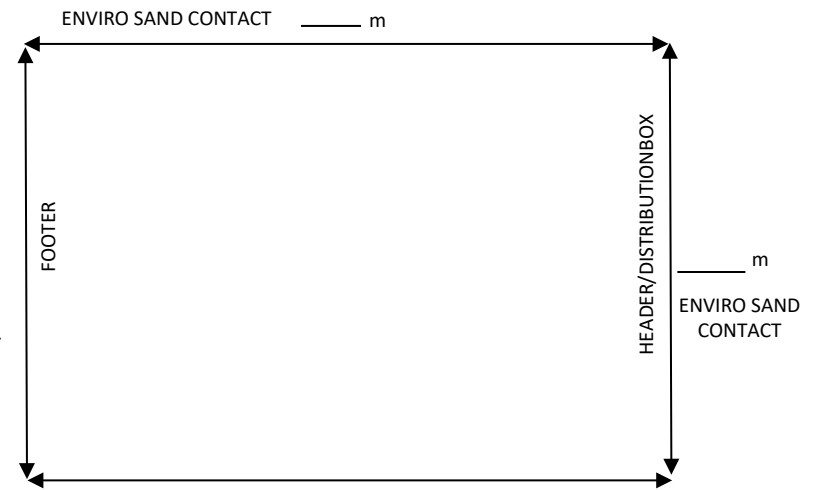
PLAN

N	Direction of Mantle	
Mantle Required:	Yes <input type="checkbox"/>	No <input type="checkbox"/>
Excavation:	Yes <input type="checkbox"/>	No <input type="checkbox"/>
<i>(Required Every Site)</i>		
Scarification:	Yes <input type="checkbox"/>	No <input type="checkbox"/>
Clay Seal:	Yes <input type="checkbox"/>	No <input type="checkbox"/>
Fully Raise: <input type="checkbox"/>		
Partial Raise: <input type="checkbox"/>		

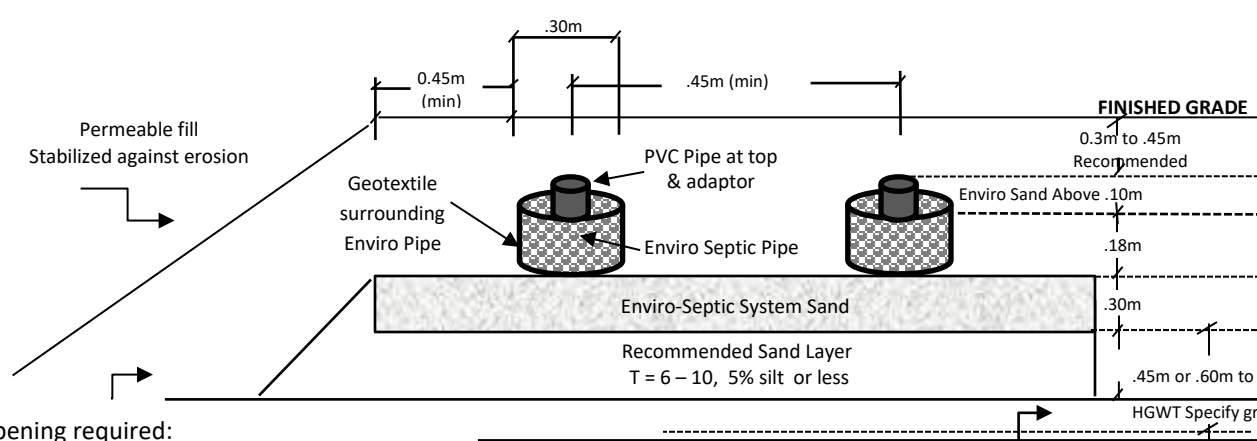
Draw details of Enviro
(Evenly Space)

Width
 .30M Enviro _____
 Center Spacing _____
 Side Spacing _____

Length
 Enviro Pipe _____
 Extremities _____
 Partial Mantle _____



PROFILE **NOT TO SCALE**



PROPOSED INSTALLATION GRADES	APPROVED INSTALLATION GRADES	EXISTING GRADES
HEADER/FOOTER	HEADER/FOOTER	

Opening required:

Existing Grade Swale
 Ditch Drain
 Other: _____

<input type="checkbox"/> WATER TABLE	<input type="checkbox"/> BEDROCK	<input type="checkbox"/> IMPERVIOUS SOIL
<input type="checkbox"/> .45cm	<input type="checkbox"/> .60cm	<input type="checkbox"/> PERVIOUS SOIL

Indicate Applicable Grade: _____

Remove topsoil and raise with native material to approved elevation Applicable N/A

**SCHEDULE 15 – TYPICAL DRAWING G
Eljen GSF System**

PLAN

(N) Direction of Mantle

Mantle Required: Yes
 No

Excavation: Yes
 (Required Every Site)

Scarification: Yes
 No

Clay Seal: Yes
 No

Fully Raise:
 Partial Raise:

Draw details of Modules
(Evenly Space)

Width

.60CM Modules _____

Center Spacing _____

Side Spacing _____


Length

1.2m Modules _____

If Spacing _____

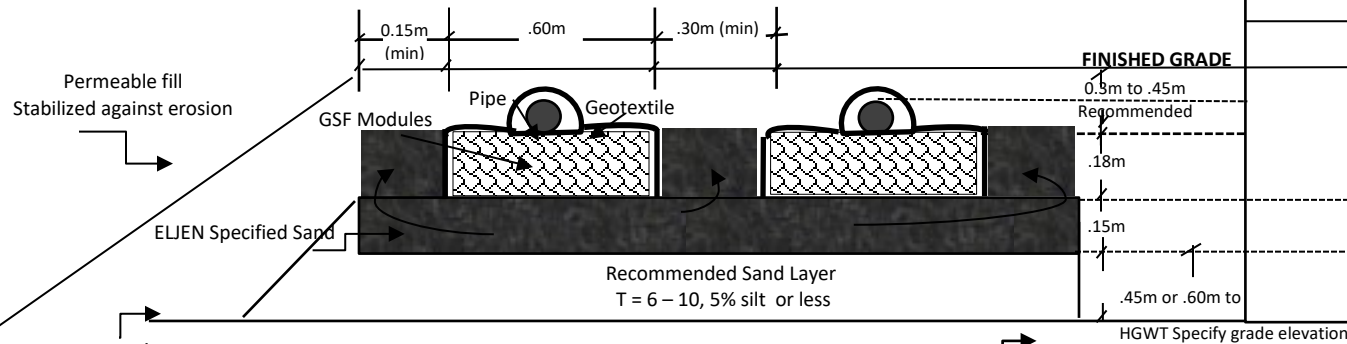
Extremities _____

Partial Mantle _____



PROFILE

NOT TO SCALE



PROPOSED INSTALLATION GRADES	APPROVED INSTALLATION GRADES	EXISTING GRADES
HEADER/FOOTER	HEADER/FOOTER	

Opening required:

Existing Grade Swale
 Ditch Drain
 Other: _____

WATER TABLE BEDROCK

.45cm .60cm

IMPERVIOUS SOIL PERVIOUS SOIL

Indicate Applicable Grade: _____

Remove topsoil and raise with native material to approved elevation Applicable N/A